



GEHC-PDx in partnership with SORK



TOPIC: COMPREHENSIVE OBSTETRIC SCANNING AND CT BRAIN IMAGING

Dear Radiographers





It is with great pleasure that SORK and GEHC PDx partner to invite you to our series of training in SORK physical and digital platform (hybrid). Attendees will interact on **CT and Ultrasound**.

In this meeting, the panelists will focus on:

- 1. Comprehensive Obstetric Scanning; Increasing Access and Quality.**
- 2. CT Brain Imaging: Techniques and Pathologies**

DATE: Friday 20th August 2021 from 1730HRS -2100HRS (EAT)

VENUE: Ufanisi Resort - Kisii

			
SORK SPEAKER Dr. Edna Orina Consultant Radiologist, medical healthcare leader-cum-entrepreneur and Head of Radiology and Imaging Department in Kisii Teaching and Referral Hospital.	SORK SPEAKER Mr. Martin Kamanda Senior Radiographer at MP Shah Hospital.	GEHC SPEAKER Dr. George Iskander GEHC Medical Director Topic: Role of Iso Osmolar in Contrast Media in Oncology.	MODERATOR Mr. James Bodi Onunga Senior Radiographer at Kisii Teaching and Referral Hospital.

Looking forward to having valuable interactions.

[CLICK HERE TO LOGIN](#)

DISCLAIMER: This webinar will be recorded for record keeping, quality assurance and training purposes. Products mentioned in presentations may be subject to local regulations and may not be available in all countries. For full prescribing information, see the package leaflet for your local product. Privacy Policy | Terms and conditions